

TEL. 9554725, 55110031

PABX-575,

Mail: fxdeal@janatabank-bd.co

Exchange Rate Circular - 034



JANATA BANK LIMITED

TREASURY DEPT.(FRONT OFFICE)

HEAD OFFICE, DHAKA

INDICATIVE ONLY: Rates may vary in the

For Previous Rate Sheet Click

<https://goo.gl/URA0t4>

DATE : 17 Feb 2021

Wednesday

EFFECTIVE DATE: 17 Feb 2021

same day

A) CROSS RATE OF SYD, TOK, HKG &amp; S.E. ASIAN MARKETS AS ON 17/02/2021

	GBP/USD	EUR/USD	USD/JPY	USD/C.DLR	USD/S.FRA	AUD/USD
SELLING	1.3881	1.2090	106.0000	1.2635	0.8935	0.7794
BUYING	1.3877	1.2086	106.0200	1.2635	0.8936	0.7794

B) JANATA BANK LTD'S CASH

CURRENCY &amp; T.C TO PUBLIC TK PER UNIT OF FOREIGN CURRENCY

SELLING	CURRENCY	BUYING	SELLING	CURRENCY	BUYING
86.8000	US Dollar	84.1000	23.5000	Saudi Riyal	20.0000
117.8000	G. B. Pound	111.8000	24.0000	UAE. Dirham	22.0000
102.3500	Euro	97.0000	20.8000	MAL.Ringit	18.0000
66.7100	Aus. Dollar	57.2600	1.2200	Indian Rupee	1.1200

BE SAME AS SELLING T.T.&amp; O.D AND BUYING O.D. TRANSFER

C) SELLING		NAME OF CURRENCY	BUYING			
T.T.& O.D.	B.C.		T.T.CLEAN	T.T.DOC	O.D.SIGHT EXP.BILLS	O.D. TRANSFER
84.9500	84.9500	US Dollar	84.2000	84.1500	84.1000	83.9000
119.9993	120.1409	G. B. POUND	116.3715	116.1966	115.9535	115.4905
104.7662	105.0025	EURO	100.8409	100.1822	100.0334	99.8346
0.8249	0.8311	JP.YEN	0.7975	0.7906	0.7893	0.7389
69.2287	69.4064	CAN.DLR	67.8190	67.7423	67.5366	66.8854
96.5311	96.6942	SWISS.FRANC	95.0523	94.8516	94.7449	94.2005
222.5057	222.7810	OMANIAN RIYAL	219.1501	211.9164	211.2743	210.1645
11.2500	11.4426	H.K.DLR	10.9325	10.9209	10.8890	10.8572
65.1403	67.5314	SING.DLR	63.7677		62.5140	56.8810
2.8611	2.8656	THI.BAHT	2.8263		2.8150	2.8068
21.2366	21.2563	MAL.RINGIT	20.9698		20.8864	20.8252
23.3010	23.3092	UAE.DIRHAM			22.9816	22.9975
22.8152	22.8732	SAUDI RIYAL			22.5055	22.4400
23.5000	23.6000	QATAR RIYAL				20.0000
282.7290	285.9705	KUWAIT DINAR				255.0000
224.7528	224.0943	BAHRAIN DINAR				216.0355
13.6139	14.2142	CHINESE YUAN				12.5000

D) USANCE RATE:	30 DAYS	60 DAYS	90 DAYS	120 DAYS	150 DAYS	180 DAYS
US Dollar	83.5988	83.1077	82.6165	82.1253	81.6342	81.1430
G. B. POUND	115.2747	114.5958	113.6261	113.2382	112.5593	111.8805
EURO	99.4452	98.8569	98.0166	97.6804	97.0922	96.5040

E) FORWARD RATE:		1 MONTH	2 MONTHS	3 MONTHS	6 MONTHS	1 YEAR
SELLING	US Dollar	85.5270	85.8040	86.1309	87.3119	0.0000
BUYING	US Dollar	84.6053	85.0604	85.3158	86.5315	0.0000


F) NFCD INTT RATE, EFFECT ON: 16.02.2021 To 28.02.2021	1 MONTH	3 MONTHS	6 MONTHS	12 MONTHS
US Dollar	0.10549	0.19102	0.20437	0.29975
G. B. POUND	0.03317	0.05200	0.07020	0.12257
EURO	0.00000	0.00000	0.00000	0.00000


G) LIBOR AS ON 16/02/2021, 60 DAYS 0.15375 90 DAYS 0.18863 180 DAYS 0.20263


H) INDICATIVE RATE OF 01 SDR, USD WITH NTL, CUR OF ACU MEMBERS AS IMF RATE 12/02/2021	IN.RS	N.RS	SL.RS	PK.RS	BD TK	USD
USD 1	72.7998	109.9281	174.8816	134.4121	84.5800	
SDR 1	104.8861	158.3787	251.9603	193.6540	121.8584	1.4407

IN CASE OF AUS. DOLLAR CASH RATE WILL BE USED FOR T.T ALSO

Rates mentioned in row C, D, E and F are applicable only for bank's own customers.

  
Md. Nur Islam  
PO  
Prepared By

  
Syeda Hasinatul Jannat  
SPO  
Checked By

  
Shipra Biswas  
AGM  
Authorized Signature

  
Md. Yakut Mia  
DGM  
Authorized Signature